

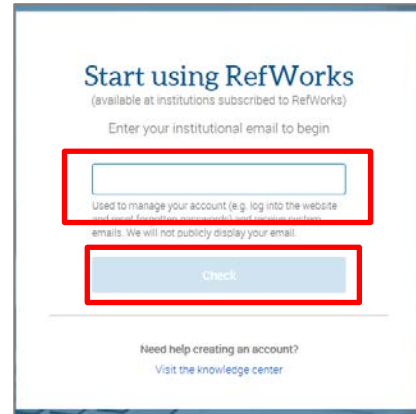
Create a RefWorks Account

1. Access: <https://refworks.proquest.com/> and click on "Create account"

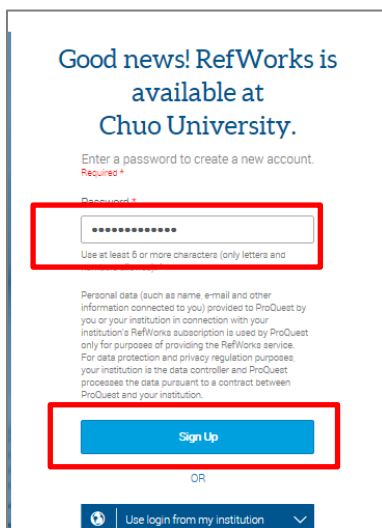


2. Register with Chuo University's Email below. And click on "Check"

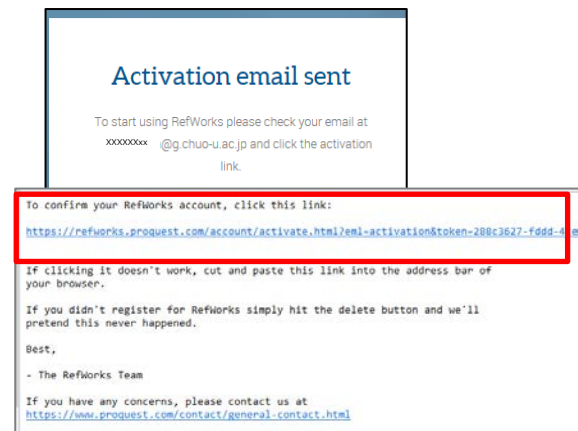
@g.chuo-u.ac.jp
@tamacc.chuo-u.ac.jp
@tamajs.chuo-u.ac.jp



3. Enter your "Password" and Click on "Sign Up"



4. RefWorks send you an activation email. Check your registered email account. Click the URL link in the email to confirm activation of your account



5. Enter your name and role for complete your profile.

